



Ministry of Electronics & Information Technology

ReALCRaft

Registration and License issuing system to Indian Fishing Vessels

A Project to Strengthen the Coastal & Fishermen Security,

National Database on Fishing Vessels

A Joint Initiative of DAFD, Govt. of India & National Informatics Centre



Registry of transfer of ownership or interest

Step 1: Select the 'Registry of transfer of Ownership or interest' option from the Vessel Services menu.

Department of Fisheries

Menu

- Home
- Vessel Services
 - My Vessel
 - New Registration
 - New License
 - License Renewal
 - Registry of transfer of ownership or interest**
 - Transfer of registry
 - Registry of alterations materially affects dimensions
 - Registry of alterations does not affect dimensions
 - Registry of mortgage
 - Change name of Fishing Boat
- Download Certificate
- Change Password
- Transaction Details
- Logout

DASHBOARD

Application Submitted
21

Application Verified
1

Application Approved
15

Application Rejected
0

RC Issued
7

LC Issued
5

Home / Application Status

Show 10 entries

Search:

Sl No	Service Name	District	Craft Name	Application Ref Id	Rc No	Status	Action
1	Fishing License	AHMEDABAD	TEST2	GJ-32283	IND-GJ-1-MM-80	Approved	
2	Registry of alterations materially affects dimensions	North Goa	TEST VESSEL	GA-3818	IND-GA-01-MM-3410	Payment pending	
3	License Renewal	North Goa	TEST VESSEL	GA-3818	IND-GA-01-MM-3410	Forwarded for approval	
4	Vessel Registration	North Goa	HJJJJJ	GA-3852		Application verified.Payment pending	
5	Vessel Registration	North Goa	HJHJHJ	GA-3850		Application Drafted	

Step 2 : – Click the ‘Apply now’ button

Menu

Home

Vessel Services

Download Certificate

Change Password

Transaction Details

Logout

MY VESSELS

Home / Registry Of Transfer Of Ownership Or Interest

Show 10 entries

Search:

SI No	Service Name	District	Craft Name	Application Ref Id	Rc No	Status	Action
1	Registry of transfer of ownership or interest	North Goa	TEST VESSEL	GA-3818	IND-GA-01-MM-3410	Not applied	<div>Apply Now!</div>
2	Registry of transfer of ownership or interest	North Goa	TEST1212121	GA-3794	IND-GA-01-MM-3418		<div></div>
3	Registry of transfer of ownership or interest	North Goa	ABCDEFGF	GA-3789	IND-GA-01-MM-3401	Not applied	<div>Apply Now!</div>
4	Registry of transfer of ownership or interest	North Goa	JUCX	GA-3803	IND-GA-01-MM-3404	E-Payment Completed But Not Forwarded	<div></div>
5	Registry of transfer of ownership or interest	North Goa	NBNNN	GA-3790	IND-GA-01-MM-3402		<div></div>

Showing 1 to 5 of 5 entries

Previous 1 Next

Step 3 : – After clicking the Apply button, review the information entered.

Menu

Home

Vessel Services

Download Certificate

Change Password

Transaction Details

Logout

File Number:GA-3818

Base of Operation & District:GOA North Goa

Name of Owner:ANUPAMA

Place of Registry & Location For License:PANAJI Dir of Fisheries

Permanent Address :test

Name,Type of the Vessel:TEST VESSEL,TRAWLER

Hull Length/Breadth/Depth://(in metre)

Horse Power:20

Registration Number and Date:IND-GA-01-MM-3410 & 14/02/2024

Application Details

Serial No.	Service	Date of Application	Fees	Amount Paid	Application Status
1	License Renewal	27/06/2025	1		Forwarded for approval
2	Registry of alterations materially affects dimensions	30/06/2025	1	0	Application submitted

Fees -Registry of transfer of ownership or interest

*Date of application:

25-07-2025

Application Reference No:

GA-3818_

Reason for Change:

Click 'Save' button to Proceed.

Home

Vessel Services

Download Certificate

Change Password

Transaction Details

Logout

Name of Owner:
Permanent Address :

ANUPAMA
test

Place of Registry & Location For License:
Name,Type of the Vessel:
Hull Length/Breadth/Depth:
Horse Power:
Registration Number and Date:

PANAJI Dir of Fisheries
TEST VESSEL,TRAWLER
//(in metre)
20
IND-GA-01-MM-3410 & 14/02/2024

Application Details

Serial No.	Service	Date of Application	Fees	Amount Paid	Application Status
1	License Renewal	27/06/2025	1		Forwarded for approval
2	Registry of alterations materially affects dimensions	30/06/2025	1	0	Application submitted

Fees -Registry of transfer of ownership or interest

*Date of application:

25-07-2025

Application Reference No:

GA-3818_

Reason for Change:

SAVE

HELP!

Step 4 : Click the 'Document' button to upload supporting documents.

⚙ Home

⚙ Vessel Services <

⚙ Download Certificate <

⚙ Change Password

⚙ Transaction Details

⚙ Logout

Application Details

Serial No.	Service	Date of Application	Fees	Amount Paid	Application Status
1	License Renewal	27/06/2025	1		Forwarded for approval
2	Registry of alterations materially affects dimensions	30/06/2025	1	0	Application submitted
3	Registry of transfer of ownership or interest	25/07/2025	1	0	Application submitted

Fees -Registry of transfer of ownership or interest

Data Saved Successfully . Kindly upload Documents

*Date of application:


25-07-2025

Application Reference No:

GA-3818_

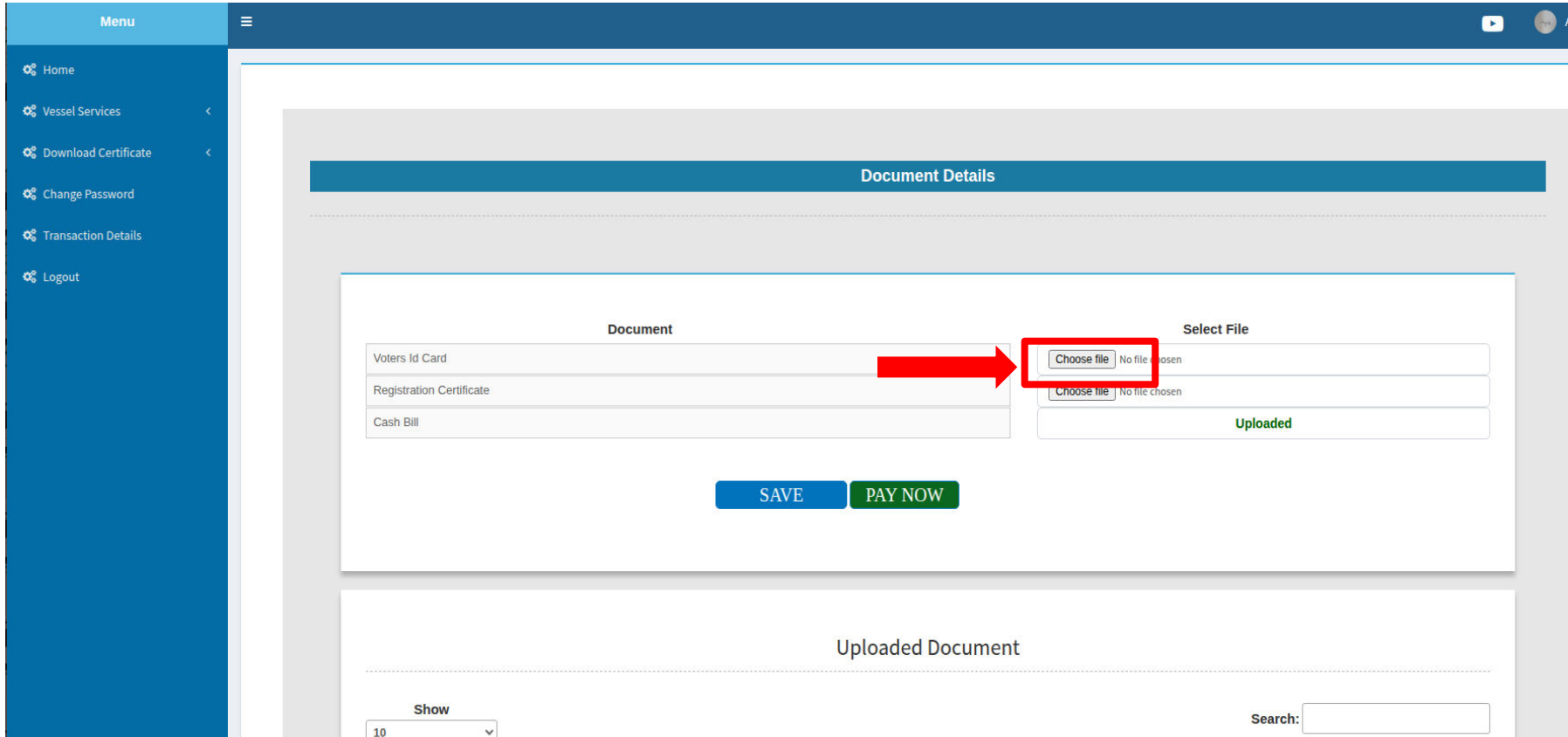
Reason for Change:

System Fees: 1



DOCUMENTS

Step 5 : Click the 'Choose File' button and upload all the documents.



The screenshot displays a web application interface for document management. On the left, a blue sidebar contains a 'Menu' with options: Home, Vessel Services, Download Certificate, Change Password, Transaction Details, and Logout. The main content area is titled 'Document Details' and features a table for document uploads. The table has two columns: 'Document' and 'Select File'. The 'Document' column lists 'Voters Id Card', 'Registration Certificate', and 'Cash Bill'. The 'Select File' column contains 'Choose file' buttons and the text 'No file chosen'. A red arrow points from the 'Voters Id Card' row to the 'Choose file' button. Below the table are 'SAVE' and 'PAY NOW' buttons. At the bottom, there is an 'Uploaded Document' section with a 'Show' dropdown set to '10' and a search bar.

Document	Select File
Voters Id Card	<input type="button" value="Choose file"/> No file chosen
Registration Certificate	<input type="button" value="Choose file"/> No file chosen
Cash Bill	

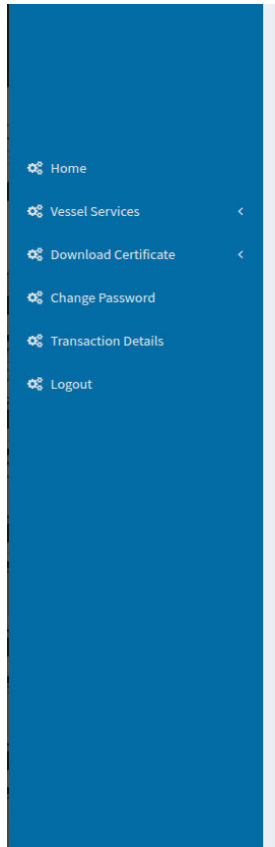
Uploaded

Uploaded Document

Show:


Search:

Step 6: After uploading all documents, click the 'Save' button.



Document



Voters Id Card	<input type="button" value="Choose file"/> Untitled document.pdf
Registration Certificate	<input type="button" value="Choose file"/> Untitled document.pdf
Cash Bill	Uploaded



Uploaded Document

Show 10 entries

Search:

Sno	Document Name	Action
1	Cash Bill	 

Showing 1 to 1 of 1 entries

Previous 1 Next

Step 7: Click the 'PAY NOW' button to proceed with the payment.

The screenshot shows a web browser window with the URL `demo.fishcraft.nic.in/web/public/home/documentforother_latest.php`. The page has a blue sidebar with navigation links: Home, Vessel Services, Download Certificate, Change Password, Transaction Details, and Logout. The main content area features a green success message "Data added successfully". Below this, there are two columns: "Document" and "Select File". The "Document" column lists "Voters Id Card", "Registration Certificate", and "Cash Bill". The "Select File" column shows three "Uploaded" status indicators. At the bottom of this section are two buttons: "SAVE" and "PAY NOW". The "PAY NOW" button is highlighted with a red rectangle and a red arrow pointing to it. Below this section is a table titled "Uploaded Document". The table has columns for "Sno", "Document Name", and "Action". It contains three rows of data. At the bottom of the page, there is a pagination bar showing "Showing 1 to 3 of 3 entries" and "Previous 1 Next".

Document

Voters Id Card	Uploaded
Registration Certificate	Uploaded
Cash Bill	Uploaded

SAVE PAY NOW

Uploaded Document

Show 10 entries

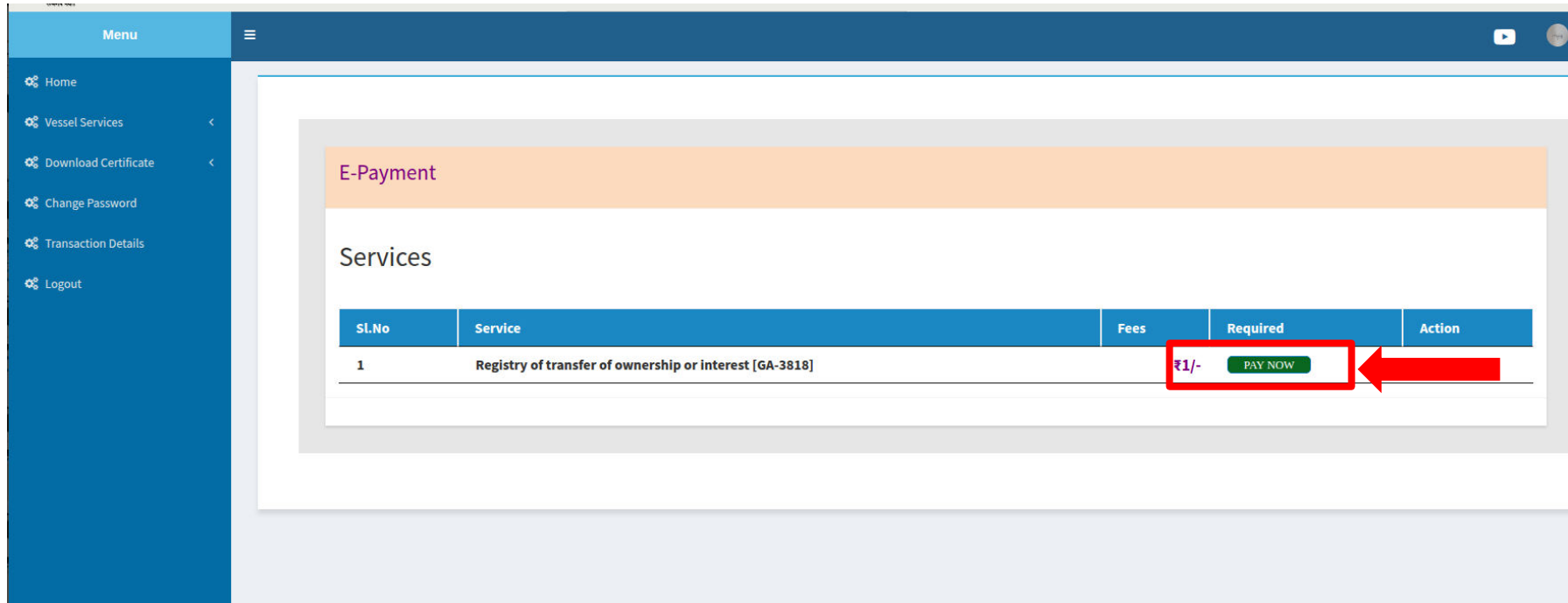
Search:

Sno	Document Name	Action
1	Cash Bill	
2	Voters Id Card	
3	Registration Certificate	

Showing 1 to 3 of 3 entries

Previous 1 Next

Step 8 : – Click the ‘PAY NOW’ button



The screenshot displays a web application interface for E-Payment. On the left is a blue sidebar menu with the following items: Home, Vessel Services, Download Certificate, Change Password, Transaction Details, and Logout. The main content area has a header 'E-Payment' in purple. Below it is a section titled 'Services' containing a table. The table has five columns: 'Sl.No', 'Service', 'Fees', 'Required', and 'Action'. The first row of data shows '1' in the 'Sl.No' column, 'Registry of transfer of ownership or interest [GA-3818]' in the 'Service' column, '₹1/-' in the 'Fees' column, and a green 'PAY NOW' button in the 'Action' column. A red rectangular box highlights the '₹1/-' and the 'PAY NOW' button, with a red arrow pointing to the button from the right.

Sl.No	Service	Fees	Required	Action
1	Registry of transfer of ownership or interest [GA-3818]	₹1/-		PAY NOW

Step 9: After clicking the PAY NOW button, read the terms and conditions and check the box to proceed with the payment.

The screenshot displays the Government of India Department of Fisheries portal. A modal window titled "Terms and Condition" is open, showing the text: "The Registration Fees and Application Fees once paid against each department will not be refunded in any case." Below this text is a checkbox labeled "I read this message and understood completely", which is highlighted by a red box and a red arrow pointing from the left sidebar. The sidebar contains a menu with options: Home, Vessel Services, Download Certificate, Change Password, Transaction Details, and Logout. The main content area is titled "E-Payment" and "Services". It features a table with the following data:

Sl.No	Service	Fees	Required	Action
1	Registry of transfer of ownership or interest [GA-3818]	₹1/-	PAY NOW	

Step 10: Click the PAY NOW button to be redirected to the payment gateway and complete the payment.

The screenshot displays the Government of India Department of Fisheries portal. A modal window titled "Terms and Condition" is open, showing a message about non-refundable fees and a checkbox for acknowledgment. Below the modal, the "E-Payment" section features a table of services. A red box and arrow highlight the "PAY NOW" button in the table's "Action" column.

Government of India
Department of Fisheries

Menu

Services <
Certificate <
Password
on Details

Terms and Condition X

The Registration Fees and Application Fees once paid against each department will not be refunded in any case.

☒ I read this message and understood completely **PAY NOW**

E-Payment

Services

Sl.No	Service	Fees	Required	Action
1	Registry of transfer of ownership or interest [GA-3818]	₹1/-	PAY NOW	

Step 11: After successful payment, go to My Vessels, which displays the status of the ownership or interest. If the status shows "E-Payment Complete but Not Forwarded," click the Arrow button to forward for verification.

Menu

Home

Vessel Services

My Vessel

New Registration

New License

License Renewal

Registry of transfer of ownership or interest

Transfer of registry

Registry of alterations materially affects dimensions

Registry of alterations does not affect dimensions

Registry of mortgage

Change name of Fishing Boat

Download Certificate

Change Password






Transaction Details

MY VESSELS

Home / Registry Of Transfer Of Ownership Or Interest

Show 10 entries

Search:

Sl No	Service Name	District	Craft Name	Application Ref Id	Rc No	Status	Action
1	Registry of transfer of ownership or interest	North Goa	TEST VESSEL	GA-3818	IND-GA-01-MM-3410	E-Payment Completed But Not Forwarded	
2	Registry of transfer of ownership or interest	North Goa	TEST1212121	GA-3794	IND-GA-01-MM-3418		
3	Registry of transfer of ownership or interest	North Goa	ABCDEFGF	GA-3789	IND-GA-01-MM-3401	Not applied	
4	Registry of transfer of ownership or interest	North Goa	JUCX	GA-3803	IND-GA-01-MM-3404	E-Payment Completed But Not Forwarded	
5	Registry of transfer of ownership or interest	North Goa	NBNNN	GA-3790	IND-GA-01-MM-3402		

Showing 1 to 5 of 5 entries

Previous 1 Next



Step 12: Click 'Change Ownership' button.

Menu

Home

Vessel Services

Download Certificate

Change Password

Transaction Details

Logout

File Number:GA-3818

Name of Owner:ANUPAMA

Permanent Address :test

Base of Operation & District:GOA North Goa

Place of Registry & Location For License: PANAJI Dir of Fisheries

Name,Type of the Vessel:TEST VESSEL,TRAWLER

Hull Length/Breadth/Depth://(in metre)

Horse Power:20

Registration Number and Date:IND-GA-01-MM-3410 & 14/02/2024


Transfer of ownership or interest

*** To change the ownership, select the owner and press 'CHANGE OWNERSHIP' button and update ownership period. Then press 'ADD '(+)' button to enter the details of new owner(s).

Serial No	Name of the Owner	Name in Local	Leader	Category Of Ownership	Action
1	ANUPAMA		Yes	Individual	Change Ownership



Step 13: Verify that all fields are filled in correctly.



Government of India
Department of Fisheries

ReALCRAFT

(Registration And Licensing of Fishing Craft)

Menu

Home

Vessel Services

Download Certificate

Change Password

Transaction Details

Logout

File Number:GA-3818

Base of Operation & District:GOA North Goa

Name of Owner:ANUPAMA

Place of Registry & Location For License: PANAJI Dir of Fisheries

Permanent Address :test

Name,Type of the Vessel:TEST VESSEL,TRAWLER

Hull Length/Breadth/Depth://(in metre)

Horse Power:20

Registration Number and Date:IND-GA-01-MM-3410 & 14/02/2024

Transfer of ownership or interest

Owner Code:
2

Name of Owner:
ANUPAMA

Name of owner(Local) :

Leader(Major Share Holder):
Yes

Share Held (in %):
100.00

Category of Ownership :
Individual

Name of Father/Husband :

Name of Minor :

Address of Minor:

Date of Birth(Minor) :

Step 14: Click Save Button

Home

Vessel Services

Download Certificate

Change Password

Transaction Details

Logout

Address :

test

Address(Local) :

State :

GOA

District :

North Goa

Phone Number :

Mobile Number :

9498431578

E-mail :

test@gmail.com

Unique Identification No. :

Fisherman Id :

Mobile Number :

9498431578

Coastal Security No. :

Fisheries Cooperative Society No. :

Fisherman Welfare Board No. :

Ration Card No :

Voters Id No. :

Period From :

Period To :

SAVE

Upload Form

*** To change the ownership, select the owner and press 'CHANGE OWNERSHIP' button and update ownership period. Then press 'ADD (+)' button to enter the details of new owner(s).

Serial No	Name of the Owner	Name in Local	Leader	Category Of Ownership	Action
1	ANUPAMA		Yes	Individual	Change Ownership

Step 15: If you do not fill in the 'PeriodTo' field in the ownership details, an error message will be shown. Then, click the 'Change Ownership' button again to fill in the 'PeriodTo' field.

Menu

Home

Vessel Services

Download Certificate

Change Password

Transaction Details

Logout

File Number:GA-3818

Base of Operation & District:GOA North Goa

Name of Owner:ANUPAMA

Place of Registry & Location For License:PANAJI Dir of Fisheries

Permanent Address :test

Name,Type of the Vessel:TEST VESSEL,TRAWLER

Hull Length/Breadth/Depth://(in metre)

Horse Power:20

Registration Number and Date:IND-GA-01-MM-3410 & 14/02/2024

Transfer of ownership or interest

Action Failed to Change Ownership !!! Update Periodto before save

*** To change the ownership, select the owner and press 'CHANGE OWNERSHIP' button and update ownership period. Then press 'ADD' (+) button to enter the details of new owner(s).

Serial No	Name of the Owner	Name in Local	Leader	Category Of Ownership	Action
1	ANUPAMA		Yes	Individual	Change Ownership

Step 16: Fill in the 'Period To' field at the bottom of the screen and click the 'Save' button.

Home

Vessel Services

Download Certificate

Change Password

Transaction Details

Logout

Present Address

Address :

test

Address(Local) :

State :

GOA

District :

North Goa

Phone Number :

Mobile Number :

9498431578

E-mail :

test@gmail.com

Unique Identification No. :

Fisherman Id :

Mobile Number :

9498431578

Coastal Security No. :

Fisheries Cooperative Society No. :

Fisherman Welfare Board No. :

Ration Card No :

Voters Id No. :

Period From :

Period To :

26-07-2025

SAVE

Upload Form

*** To change the ownership, select the owner and press 'CHANGE OWNERSHIP' button and update ownership period. Then press 'ADD (+)' button to enter the details of new owner(s).

Serial No	Name of the Owner	Name in Local	Leader	Category Of Ownership	Action
1	ANUPAMA		Yes	Individual	<div>Change Ownership</div>

Step 17: After that, the message “Owner status changed successfully, but no leader selected” will be shown. Then, click the plus (+) button to select a new leader.

⚙ Home

⚙ Vessel Services <

⚙ Download Certificate <

⚙ Change Password

⚙ Transaction Details

⚙ Logout

File Number:GA-3818

Base of Operation & District:GOA North Goa

Place of Registry & Location For License:PANAJI Dir of Fisheries

Name,Type of the Vessel:TEST VESSEL,TRAWLER

Hull Length/Breadth/Depth://(in metre)

Horse Power:20

Registration Number and Date:IND-GA-01-MM-3410 & 14/02/2024


Transfer of ownership or interest

Leader is not selected. Please choose a leader and forward the application

Owner status is changed sucessfully

+

Step 18: Fill in all the required fields.





Government of India
Department of Fisheries

ReALCraft

(Registration And Licensing of Fishing Craft)

Menu

[Home](#)[Vessel Services](#)[Download Certificate](#)[Change Password](#)[Transaction Details](#)[Logout](#)

Anupam

File Number:

GA-3818

Base of Operation & District:
Place of Registry & Location For License:
Name, Type of the Vessel:
Hull Length/Breadth/Depth:
Horse Power:
Registration Number and Date:

GOA North Goa
PANAJI Dir of Fisheries
TEST VESSEL, TRAWLER
// (In metre)
20
IND-GA-01-MM-3410 & 14/02/2024

Transfer of ownership or interest

Owner Name:*

Owner Name(Local) :

Leader(Major Share Holder)

Yes

Share Held(%):

100

Category of Ownership:*

Individual

Name of Father/Husband :

Gender :

Female

Age:

Check if Guardian : ☐

Permanent Address

Address :*

Address (Local):

Pincode : *

State: *

Step 19: After filling in all the fields, click the 'Save' button.

The screenshot shows a web application interface with a blue sidebar on the left containing navigation links: Home, Vessel Services, Download Certificate, Change Password, Transaction Details, and Logout. The main content area is a light gray form titled 'Permanent Address' and 'Present Address'. The 'Permanent Address' section includes fields for Address, Address (Local), Pincode, State, District, and Phone Number. The 'Present Address' section includes a checkbox for 'Select if same as permanent address' and the same set of address fields. Below these are fields for Mobile Number, E-mail, Aadhaar(UID), Fisherman Id, Coastal Security No., Cooperative Society No., Ration Card No., and Voters Id No. There is also a checkbox for 'Check if a member of fisherman welfare board' and a date field for 'Owner Period From'. A photo upload section is present with a 'Choose file' button and the text 'No file chosen'. At the bottom right, there are two buttons: 'SAVE' and 'Upload Form'. A red arrow points to the 'SAVE' button.

Permanent Address

Address : * Address (Local): Pincode : * State: *
District: Phone Number

Present Address

☐ Select if same as permanent address

Address : * Address(Local): Pincode : * State: *
District: Phone Number

Mobile Number * E-mail * Aadhaar(UID) * Fisherman Id
Coastal Security No. Cooperative Society No: Ration Card No. Voters Id No
Fisheries Cooperative Society No:

☐ *Check if a member of fisherman welfare board

Owner Period From *Photo (Max. Size: 50 kb):
Choose file No file chosen

SAVE Upload Form

Step 20 : A success message “Data added successfully” will be shown.

Menu

Home

Vessel Services

Download Certificate

Change Password

Transaction Details

Logout

File Number:GA-3818

Name of Owner:TEST

Permanent Address :test

Base of Operation & District:GOA North Goa

Place of Registry & Location For License: PANAJI Dir of Fisheries

Name,Type of the Vessel:TEST VESSEL,TRAWLER

Hull Length/Breadth/Depth://(in metre)20

Horse Power:IND-GA-01-MM-3410 & 14/02/2024

Registration Number and Date:

Transfer of ownership or interest

Data added successfully

Owner Name:*

Owner Name(Local) :

Leader(Major Share Holder)

Share Held(%):

Category of Ownership:*

Name of Father/Husband :

Gender :

Age:

Check if Guardian : ☐

Permanent Address

Address :*

Address (Local):

Pincode : *

State: *

Step 21 : After filling in the details, click the 'Upload Form' button to upload the document.

Home

Vessel Services

Download Certificate

Change Password

Transaction Details

Logout

Address : *

Address(Local):

Pincode : *

State: *

District:

Phone Number

Mobile Number *

E-mail *

Aadhaar(UID) *

Fisherman Id

Coastal Security No.

Cooperative Society No:

Ration Card No.

Voters Id No

☒ *Check if a member of fisherman welfare board

Owner Period From

*Photo (Max. Size: 50 kb):

Fisherman Welfare Board No*

Choose file

No file chosen

1234

SAVE

Upload Form

*** To change the ownership, select the owner and press 'CHANGE OWNERSHIP' button and update ownership period. Then press 'ADD' (+) button to enter the details of new owner(s).

Serial No	Name of the Owner	Name In Local	Leader	Category Of Ownership	Action
1	TEST		Yes	Individual	

DOCUMENTS

Forward

Step 22: Click the 'Choose File' button and select a PDF file (maximum size: 800 KB), then click the 'Save' button.

The screenshot shows a web application interface for uploading a physical form. A modal dialog box titled "Physical Form Upload" is open, displaying the instruction: "Only PDF Files are allowed to upload (Max File Size : 800KB)". The dialog contains a "Choose file" button, a "No file chosen" button, and "Save" and "Exit" buttons. A red arrow points to the "Choose file" button. The background shows a form with fields for Address, Address(Local), Pincode, State, District, Phone Number, Aadhaar(UID), Fisherman Id, Ration Card No., Voters Id No, and Fisherman Welfare Board No. The "Choose file" button is highlighted in the background form.

Step 23 : Click Exit button.

The screenshot displays a web application interface for uploading a physical form. A modal dialog box titled "Upload Form - Google Chrome" is open, showing a success message: "Physical Form Upload" followed by "sucessfully uploaded Data Saved Sucessfully" in red text. Below the message, there is a section labeled "Upload Physical Form" with a "Choose file" button and the text "No file chosen". At the bottom of the dialog, there are "Save" and "Exit" buttons. The background web form contains several input fields: "Address :*", "Address(Local):", "Pincode :*" (with value 670124), "State:*" (dropdown), "District:" (dropdown), "Phone Number", "Aadhaar(UID) *", "Fisherman Id", "Ration Card No.", "Voters Id No", and "Fisherman Welfare Board No*" (with value 1234). At the bottom of the web form, there are "SAVE" and "Upload Form" buttons. A sidebar on the left lists navigation options: Home, Vessel Services, Download Certificate, Change Password, Transaction Details, and Logout.

Step 24: After that, click the 'Forward' button to proceed.

Home

Vessel Services

Download Certificate

Change Password

Transaction Details

Logout

Mobile Number *

E-mail *

Aadhaar(UID) *

Fisherman Id

Coastal Security No.

Cooperative Society No:

Ration Card No.

Voters Id No

☒ *Check if a member of fisherman welfare board

Owner Period From

*Photo (Max. Size: 50 kb):

Fisherman Welfare Board No*

Choose file

No file chosen

1234

SAVE

Upload Form

*** To change the ownership, select the owner and press 'CHANGE OWNERSHIP' button and update ownership period. Then press 'ADD (+)' button to enter the details of new owner(s).

Serial No	Name of the Owner	Name in Local	Leader	Category Of Ownership	Action
1	TEST		Yes	Individual	

DOCUMENTS

Forward

Step 25: A success message “The record is successfully forwarded.” will be shown.

**Government of India**
Department of Fisheries

ReALCRAFT
(Registration And Licensing of Fishing Craft)

Menu

[Home](#)
[Vessel Services](#)
[Download Certificate](#)
[Change Password](#)
[Transaction Details](#)
[Logout](#)


 Anupam

File Number:	GA-3818	Base of Operation & District:	GOA North Goa
Name of Owner:	TEST	Place of Registry & Location For License:	PANAJI Dir of Fisheries
Permanent Address :	test	Name,Type of the Vessel:	TEST VESSEL,TRAWLER
		Hull Length/Breadth/Depth:	/(in metre)
		Horse Power:	20
		Registration Number and Date:	IND-GA-01-MM-3410 & 14/02/2024

The record is sucessfully forwarded

The forwarded application will be verified by the State Fisheries Department and once found complete, the certificate is issued by the Registrar which will then be available in the Users dashboard for downloading.

Step 26: Go to My Vessels from the menu to check whether the status is approved.





Government of India
Department of Fisheries

ReALCraft
(Registration And Licensing of Fishing Craft)

Menu

[Home](#)
[Vessel Services](#)
[Download Certificate](#)
[Change Password](#)
[Transaction Details](#)
[Logout](#)

 Subarshini

DASHBOARD

Application Submitted
40

Application Verified
4

Application Approved
111

Application Rejected
0


RC Issued
48

LC Issued
19

[Home](#) / [Application Status](#)

Show 10 entries

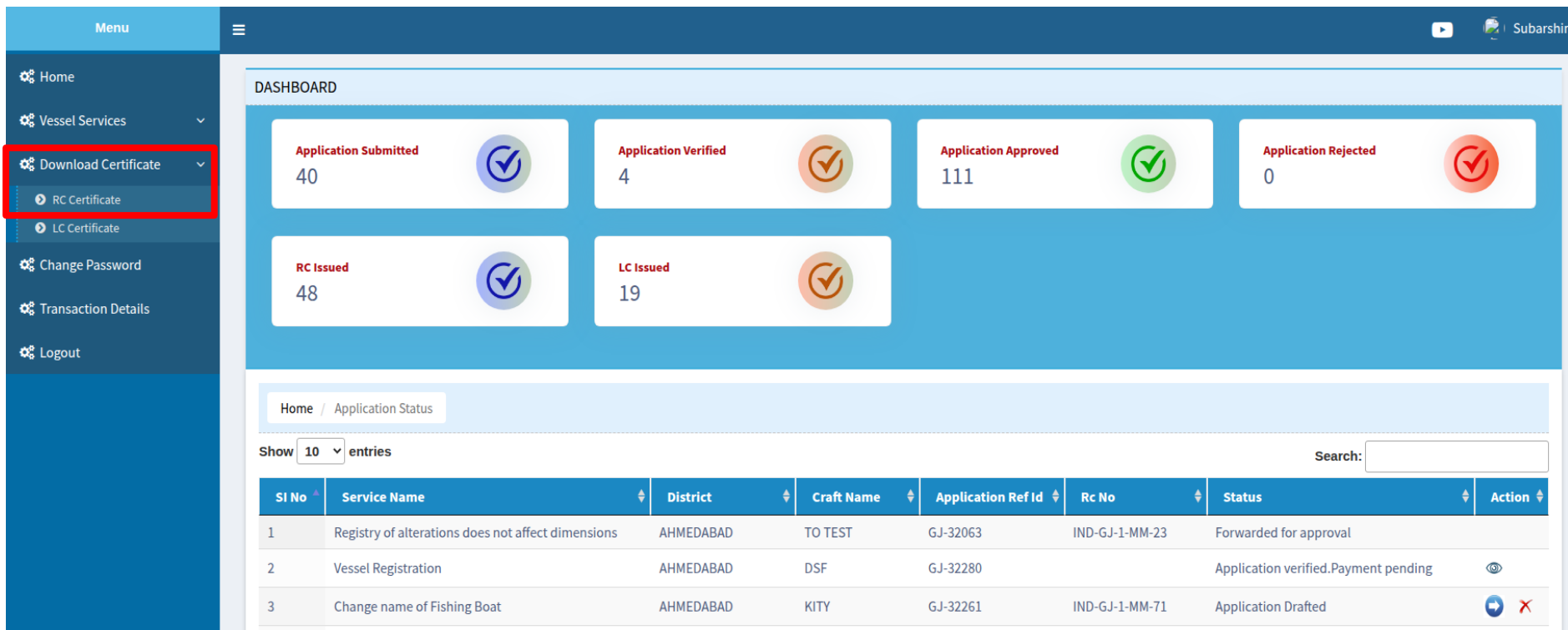
Search: GJ-32207

Sl No	Service Name	District	Craft Name	Application Ref Id	Rc No	Status	Action
27	Transfer of registry	AHMEDABAD	56YTDRFTH	GJ-32207	IND-GJ-1-MM-64	E-Payment Completed But Not Forwarded	
35	Registry of transfer of ownership or interest	AHMEDABAD	56YTDRFTH	GJ-32207	IND-GJ-1-MM-64	Approved	
36	Vessel Registration	AHMEDABAD	56YTDRFTH	GJ-32207	IND-GJ-1-MM-64	Approved	

Showing 1 to 3 of 3 entries (filtered from 188 total entries)

Previous1Next

Step 27: If the ownership is approved, go to 'RC Certificate' under the 'Download Certificate' menu in the menu bar.



The screenshot displays a web application interface. On the left, a dark blue sidebar contains a 'Menu' section with the following items: Home, Vessel Services, Download Certificate (highlighted with a red box and a red arrow pointing to it), RC Certificate, LC Certificate, Change Password, Transaction Details, and Logout. The main content area is titled 'DASHBOARD' and features six summary cards: 'Application Submitted' (40), 'Application Verified' (4), 'Application Approved' (111), 'Application Rejected' (0), 'RC Issued' (48), and 'LC Issued' (19). Below these cards is a breadcrumb trail 'Home / Application Status' and a 'Show 10 entries' filter. A search bar is located to the right of the filter. The main data is presented in a table with columns: SI No, Service Name, District, Craft Name, Application Ref Id, Rc No, Status, and Action.

SI No	Service Name	District	Craft Name	Application Ref Id	Rc No	Status	Action
1	Registry of alterations does not affect dimensions	AHMEDABAD	TO TEST	GJ-32063	IND-GJ-1-MM-23	Forwarded for approval	
2	Vessel Registration	AHMEDABAD	DSF	GJ-32280		Application verified.Payment pending	
3	Change name of Fishing Boat	AHMEDABAD	KITY	GJ-32261	IND-GJ-1-MM-71	Application Drafted	

Step 28: Click the 'DOWNLOAD' button to download the certificate.

Home

Vessel Services

Download Certificate

Change Password

Transaction Details

Logout

DOWNLOAD RC CERTIFICATE

Home / Certificates

Certificates will be downloaded as pdf (max size: 400kb).

Show
10

Search:

SI No	Service Name	District	Craft Name	Application Ref Id	Rc No	Status	Action
1	Vessel Registration	AHMEDABAD	TES- 1	GJ-31890	IND-GJ-1-MO-78	Approved	DOWNLOAD
2	Vessel Registration	AHMEDABAD	JAYANTHI	GJ-31219	IND-GJ-1-DS-77	Approved	DOWNLOAD
3	Vessel Registration	AHMEDABAD	TFREWF	GJ-32237	IND-GJ-1-MM-73	Approved	DOWNLOAD
4	Vessel Registration	AHMEDABAD	KITY	GJ-32261	IND-GJ-1-MM-71	Approved	DOWNLOAD
5	Registry of mortgage	AHMEDABAD	SHIJI	GJ-31216	IND-GJ-1-MO-70	Approved	DOWNLOAD
6	Transfer of registry	VALSAD	DORA	GJ-32206	IND-GJ-15-MM-4060	Approved	DOWNLOAD
7	Transfer of registry	VALSAD	GHFHG	GJ-32228	IND-GJ-15-MM-4059	Approved	DOWNLOAD
8	Registry of transfer of ownership or interest	VALSAD	HNGT	GJ-32231	IND-GJ-15-MM-4058	Approved	DOWNLOAD
9	Transfer of registry	JAMNAGAR	GUAVA	GJ-32211	IND-GJ-10-MM-3652	Approved	DOWNLOAD
10	Registry of transfer of ownership or interest	AHMEDABAD	56YTDRFTH	GJ-32207	IND-GJ-1-MM-64	Approved	DOWNLOAD

Showing 1 to 10 of 54 entries

Previous123456Next

Step 29 : The process is complete once the certificate is printed.

demo.fishcraft.nic.in/web/public/home/RC_cert.php?data=915471

Download_file

1 / 2 | 100% +

1

2

Government of India
Form IV
Merchant Shipping (Registration of Indian Fishing Boats), Amendment rules 1988
(See sub rule(2) of Rule 7)
Certificate of Registry of a Fishing Boat

1. Name of Fishing Boat : HNGT State: GUJARAT

2. Registration Number & Date : IND-GJ-15-MM-4058 & 22/11/2022

3. Call Sign (Where Applicable) : --

4. Port & District where Registered : VALSAD & VALSAD
બંદર અને જિલ્લાનું નામ કે જ્યાં બોટ નોંધવામાં આવેલ છે : વાલસાડ, વાલસાડ

5. Name of the Owner Permanent Residence or Principal Place of Business. : HBT
હથ
Pin Code: 675657

Shares Held (%) : 100.00
Aadhaar (UID) : XXXX-XXXX-1212
Coastal Security Number : --

6. Category of Ownership : Individual

7. Area of Operation : As prescribed in Merchant Shipping Act 1958 (MS Act)
માછીમારીનો વિસ્તાર

8. Particulars of Fishing Boat
માછીમારી બોટની વિગત

i) Name & Address of Building Yard બોટ બિલ્ડિંગ યાર્ડનું નામ/વિસ્તાર	ii) Hull Material બોટ બાંધવામાં વપરાયેલ મટીરીયલ	iv) Length(Mtrs) લંબાઈ મીટર	v) Breadth(Mtrs) પહોળાઈ મીટર	vi) Depth(Mtrs) ડાઘાઈ મીટર
G. F. C. C. A Ltd. Amadavad (ગુજરાતનાં બોટ બિલ્ડર)	Plywood/વુડગ્લુ	5.000	3.000	2.000

vii) Engine details
ઇન્જિનની વિગત

Make	Year of Make	Engine Number	HP	Name and Address of Manufacturer	Number & Diameter of Cylinders
BHARAT MARINE ACCESSORIES	2020	657GFH-675	4	--	45 &

THANK YOU

